

# VASARI 3 ROUND FIX TRIMLESS

## DARK LIGHT REFLECTOR

### RECESSED ROUND FIX TRIMLESS DOWNLIGHT LUMINAIRE



- Compatible with MR16, 35 and 50 series LED modules
- Colour temperature options: 2700K, 3000K, 4000K, 5000K, tuneWHITE™, WARM DIM
- Colour rendering index: 85 or 95
- Up to 50,000 hours L80 lamp life with LM80 tested LED chip packages
- Beam pattern options: 10°, 20°, 35°, 60° (depending on LED module)
- Luminous flux: 310lm to 1600lm (depending on LED module)
- Supplied with non-dimmable or phase/0-10V/DALI dimmable LED driver
- 90mm cutout
- ATePS™ Automated Thermal Protection System
- ComfyEYE, reduced flicker percentage
- X-Beam, maximising light output ratio with converging optical lens
- Interchangeable LED module system
- Optional 40° linear lens, IP54 seal, colour, light effect filters and honeycomb anti-glare louvre



The information above is at nominal values accuracy of +/-7%.

#### FIXTURE COLOUR OPTIONS



Matt White



Matt Black

#### REFLECTOR COLOUR OPTIONS



Chrome "Dark Light Reflector"

#### AVAILABLE OPTIONS

##### LED MODULE



MR16



35/50N



50C/P

##### TEMPERATURE



ProART



tuneWHITE™



WARM DIM

##### DRIVER



(ND)



(PH)



(AN)



(DA)

##### ACCESSORIES



Honeycomb Anti-Glare Louvre



Soft Lens



40° Linear Lens

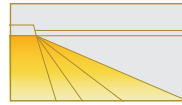


IP54

##### BEAM ANGLE

###### SINGLE CCT

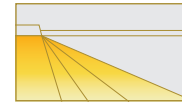
35 NEST / 50 NEST / 50 CLASSIC / 50 PRO



10° 20° 35° 60°

###### WARM DIM

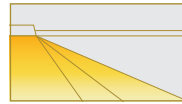
35 NEST / 50 NEST



10° 20° 35° 60°

###### tuneWHITE™

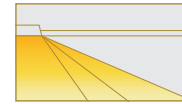
50 NEST / 50 PRO



20° 35° 60°

###### WARM DIM

50 PRO

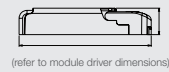
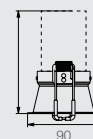


20° 35° 60°

#### DIMENSIONS (MM)

\*Displayed height measurements are for highest point of tilting.

35N : 95  
50N : 120  
50C/P : 120  
MR16 : 95



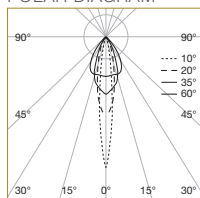
(refer to module driver dimensions)

# VASARI 3

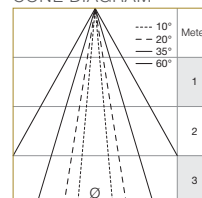
## DARK LIGHT REFLECTOR

### 50 PRO

POLAR DIAGRAM



CONE DIAGRAM



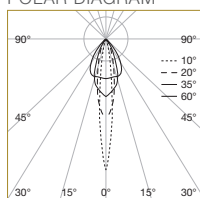
Ø = DIAMETER

	E <sub>max</sub> (lx)			
	10°	20°	35°	60°
E (0°)	9629	8852	3869	1271
Cone DØ (m)	0.19	0.26	0.6	1.22
E (0°)	2407	2213	917	318
Cone DØ (m)	0.38	0.52	1.20	2.44
E (0°)	1070	984	408	141
Cone DØ (m)	0.57	0.78	1.80	3.66

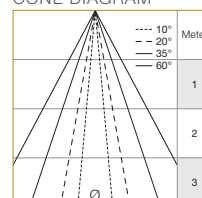
Correction Factor : 50C - f = 0.8  
50N - f = 0.63  
35N - f = 0.5

### 50 NEST WARM DIM

POLAR DIAGRAM



CONE DIAGRAM



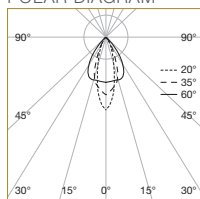
Ø = DIAMETER

	E <sub>max</sub> (lx)			
	10°	20°	35°	60°
E (0°)	3111	1747	1027	356
Cone DØ (m)	0.19	0.34	0.6	1.22
E (0°)	778	437	257	89
Cone DØ (m)	0.38	0.68	1.20	2.44
E (0°)	346	194	114	40
Cone DØ (m)	0.57	1.02	1.80	3.66

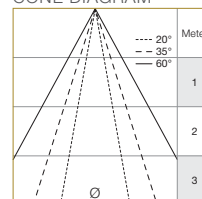
Correction Factor : 35N - f = 0.74

### 50 PRO WARM DIM

POLAR DIAGRAM



CONE DIAGRAM

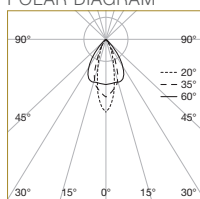


Ø = DIAMETER

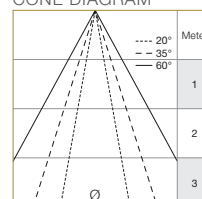
	E <sub>max</sub> (lx)		
	20°	35°	60°
E (0°)	4784	2813	974
Cone DØ (m)	0.34	0.6	1.22
E (0°)	1196	703	244
Cone DØ (m)	0.68	1.20	2.44
E (0°)	532	313	108
Cone DØ (m)	1.02	1.80	3.66

### 50 PRO tuneWHITE™

POLAR DIAGRAM



CONE DIAGRAM



Ø = DIAMETER

	E <sub>max</sub> (lx)		
	20°	35°	60°
E (0°)	4160	2446	847
Cone DØ (m)	0.34	0.6	1.22
E (0°)	1040	612	212
Cone DØ (m)	0.68	1.20	2.44
E (0°)	462	272	94
Cone DØ (m)	1.02	1.80	3.66

Correction Factor : 50N - f = 0.6

## VASARI 3 DARK LIGHT REFLECTOR

### ORDERING MATRIX CHART



FIXTURE							SINGLE CCT LED MODULE				DRIVER
Type	Trim Options	Shape	Angle	Colour	Reflector Color	Accessories	LED Power	Beam Angle	Colour Temp	CRI	Dimming
<b>VASARI-3</b>	—	—	—	—	—	—	—	—	—	—	—
	Trim	<b>RD</b> Round	<b>FX</b> Fix	<b>WH</b> Matt White	<b>CR</b> Chrome	None	<b>35N</b> 6W	<b>10</b> 10°	<b>27</b> 2700K	Standard	<b>ND</b> Non-Dim
	<b>X</b> Trimless	<b>SQ</b> Square	<b>TL</b> Tilt	<b>MB</b> Matt Black		<b>AGL</b> Anti-Glare Louvre	<b>50N</b> 7.5W	<b>20</b> 20°	<b>30</b> 3000K	<b>PA</b> ProART	<b>PH</b> Phase
						<b>SL</b> Soft Lens	<b>50C</b> 10W	<b>35</b> 35°	<b>40</b> 4000K		<b>AN</b> 0-10V
						<b>LL</b> Linear Lens	<b>50P</b> 13W	<b>60</b> 60°	<b>50</b> 5000K		<b>DA</b> DALI
						<b>IP</b> IP54					
							WARM DIM LED MODULE				DRIVER
							<b>35N</b> 6W	<b>10</b> 10°	<b>WD</b> WARM DIM	<b>PA</b> ProART	<b>PH</b> Phase
							<b>50N</b> 7.5W	<b>20</b> 20°			<b>AN</b> 0-10V
							<b>50P</b> 13W	<b>35</b> 35°			<b>DA</b> DALI
								<b>60</b> 60°			
							tuneWHITE™ LED MODULE				DRIVER
							<b>50N</b> 7.5W	<b>20</b> 20°	<b>TW</b> tuneWHITE™	<b>PA</b> ProART	<b>DA</b> DALI
							<b>50P</b> 13W	<b>35</b> 35°			
								<b>60</b> 60°			

\*\*IP54 seal accessory is only valid for fix angle fixtures only.

\*10° Beam angle option is only available with 35N and 50N WARM DIM LED Modules.

example: VASARI-3.X.RD.FX.WH.CR.IP.50P.35.27.DA  
\*Custom RAL colour options available.